



Environmental Product Declaration – Pure Performance® Interior Latex



**Certified
Environmental
Product Declaration**
www.nsf.org

Pure Performance® Paint & Primer in One Interior Latex is formulated to provide excellent hiding and application properties in addition to low odor, zero-VOC's*, and anti-microbial properties that resist mold and mildew on the dry paint film. *Pure Performance* is available in 2000+ colors along with professional color tools from PPG THE VOICE OF COLOR® program. Visit ppgpaints.com for more information.

*Colorants added to base paints may increase the VOC significantly depending on color choice. However, PPG offers a low VOC line of colorants which, if used even at maximum tint load in any color, contributes less than 8 g/L of VOC to the final tinted product.

The product image to the right is an example of one of the formulas covered by the EPD. A list of all relevant Pure Performance formulas is shown in Table 1 in this EPD.



Declaration Holder	PPG Architectural Finishes, Inc. (email: PPGACProductStewardship@ppg.com); website: www.ppgac.com for additional information)		
Declaration Number	EPD10173		
Declared Product	<i>Pure Performance</i> Interior Latex		
Product Category and Subcategory	Architectural Coatings – Interior Coatings		
Program Operator	NSF International (ncss@nsf.org)		
PCR	PCR for Architectural Coatings – 6-23-2017		
Date of Issue	March 1, 2019		
Period of Validity	5 years from date of issue		
Product Contents	See Table 2.		
The PCR review was conducted by	Thomas P. Gloria, PhD – Industrial Ecology Consultants (t.gloria@industrial-ecology.com)		
This EPD was independently verified by NSF International in accordance with ISO 21930 and ISO 14025.	Jenny Oorbeck joorbeck@nsf.org		<input type="checkbox"/> Internal <input checked="" type="checkbox"/> External
This life cycle assessment was independently verified in accordance with ISO 14044 and the PCR by	Jack Geibig – EcoForm jgeibig@ecoform.com		<input type="checkbox"/> Internal <input checked="" type="checkbox"/> External
Functional Unit	1m ² of covered and protected substrate for a period of 60 years (the assumed average lifetime of a building)		
Market-Based Lifetime Used in Assessment	5 years		
Design Lifetime Used in Assessment	3 or 7 years depending on <i>Pure Performance</i> product number as identified by base and sheen (See Table 4)		
Test Methods Used to Calculate Design Life	ASTM D2805-11, ASTM D2486-06, ASTM D6736-08, ASTM D4828-94		
Estimated Amount of Colorant	Varies (see Table 4)		
Data Quality Assessment Score	Very Good		
Manufacturing Location(s)	All PPG manufacturing locations in the United States producing the products listed in this EPD.		

Contents of the Declaration:

[Product Definition, Characteristics and Specifications](#) | [LCA Methodology](#) | [Key Environmental Parameters](#) | [Material and Energy Resource Use, Emissions and Waste](#) | [LCA Interpretation](#) | [Additional Environmental Information](#) | [Data Quality Assessment](#) | [References](#) | [Glossary](#)

In order to support comparative assertions, this EPD meets all comparability requirements stated in ISO 14025:2006. However, differences in certain assumptions, data quality, and variability between LCA data sets may still exist. As such, caution should be exercised when evaluating EPDs from different manufacturers, as the EPD results may not be entirely comparable. Any EPD comparison must be carried out at the building level per ISO 21930 guidelines. The results of this EPD reflect an average performance by the product and its actual impacts may vary on a case-to-case basis.



Product Definition, Characteristics and Specifications:

Pure Performance® Paint & Primer in One Interior Latex is formulated to provide excellent hiding and application properties in addition to low odor, zero-VOC's**, and anti-microbial properties - a mold/mildew resisting compound has been incorporated in this paint to make the dry paint film mildew resistant. Ideal for use in occupied areas such as: hotel/motel resort properties, nursing homes, homes, schools, government facilities, retail space, office buildings, hospitals, and apartments.

Product Classification and Description:

The *Pure Performance* products listed below are included within this assessment. The primary differences between these products are gloss levels (sheen) and base types. For additional information on each of the specific products, please visit www.ppgpaints.com.

Table 1 - List of Pure Performance formulas assessed by LCA model and report

EPD Product Name	Product Number	Sheen	PCR Base Type
PPG PAINTS PURE PERFORMANCE INTERIOR LATEX FLAT WHITE/PASTEL BASE	9-110XI/9-110XIC	Flat	Light base
PPG PAINTS PURE PERFORMANCE INTERIOR LATEX FLAT-MIDTONE BASE	9-120/9-120C	Flat	Ultra deep base
PPG PAINTS PURE PERFORMANCE INTERIOR LATEX FLAT-ULTRA DEEP BASE	9-140/9-140C	Flat	Neutral base
PPG PAINTS PURE PERFORMANCE INTERIOR LATEX EGG SHELL WHITE/PASTEL BASE	9-310XI/9-310XIC	Eggshell	Light base
PPG PAINTS PURE PERFORMANCE INTERIOR LATEX EGG SHELL-MIDTONE BASE	9-320/9-320C	Eggshell	Ultra deep base
PPG PAINTS PURE PERFORMANCE INTERIOR LATEX EGG SHELL-ULTRA DEEP BASE	9-340/9-340C	Eggshell	Neutral base
PPG PAINTS PURE PERFORMANCE INTERIOR LATEX SEMI-GLOSS WHITE/PASTEL BASE	9-510XI/9-510XIC	Semi-Gloss	Light base
PPG PAINTS PURE PERFORMANCE INTERIOR LATEX SEMI-GLOSS-MIDTONE BASE	9-520/9-520C	Semi-Gloss	Ultra deep base
PPG PAINTS PURE PERFORMANCE INTERIOR LATEX SEMI-GLOSS-ULTRA DEEP BASE	9-540/9-540C	Semi-Gloss	Neutral base
PPG PAINTS PURE PERFORMANCE INTERIOR LATEX PRIMER-WHITE	9-900/9-900C	Primer	Pastel base

Note 1: *Pure Performance*- products are manufactured in the United States for sale in the United States and Canada. Products sold in Canada are the same as their US counterparts but receive a "C" designation at the end of the product code.

Under the Product Category Rule (PCR) for Architectural Coatings, all of the *Pure Performance* products fall under the General exterior and interior coatings category, except 9-900 and 9-900C, which fall under the category of Primers, sealers and undercoaters as defined by the PCR. All *Pure Performance* products described in this EPD are considered to be Interior Architectural Coatings (See [Glossary](#) for category definitions).

The manufacturing process for architectural coatings primarily involves the mixing and dispersing of raw materials into a homogeneous mixture. Raw materials include *pigments and fillers*, which provide color, hiding, and gloss control; *resins/binders*, which dry to form a solid film and adhere the coating to the substrate; *water*, which acts as a thinner and carrier; and *additives*, which assist with various coating properties. The product is then packaged for distribution to the customer.

The typical composition of a *Pure Performance* coating is shown by % weight in Table 2 along with simplified version of this process shown in Figure 1.

Ingredient category	% of product by weight
Additives	3-6%
Preservatives	0-1%
Binders	14-28%
Fillers	1-25%
Glycols, esters, ethers	0-2%
Pigments	0-1%
Solvents	0%
Titanium dioxide	0-16%
Water	49-66%

Table 2 - Composition of products listed in this EPD

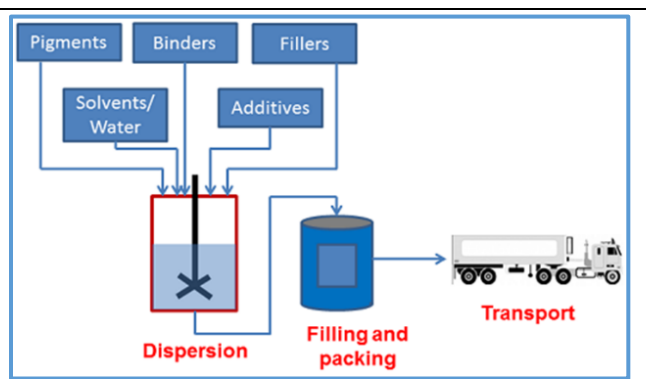


Figure 1 - Simplified process diagram for architectural coatings manufacturing

Life Cycle Assessment Methodology:

Calculation of quantities needed to satisfy the functional unit:

In accordance with the PCR, this EPD is based on a cradle-to-grave LCA, and the functional unit for the study is defined as 1 m² of covered and protected substrate for a period of 60 years (the assumed average lifetime of a building). The PCR requires separate analyses for a market-based lifetime and a design lifetime for the coating product, with the exception of primers. The prescribed market-based lifetime for interior coatings is 5 years. Durability testing is specified to determine the design lifetime, separated into low quality (3 year lifetime), medium quality (7 year lifetime) and high quality (15 year lifetime) finishes. The specific tests and results required to qualify for each design lifetime classification are shown in Table 3.

Table 3 - Required testing for design lifetime of interior coatings

Test Type	Test	Substrate	Low Quality	Mid Quality	High Quality
Scrub Resistance	ASTM D2486-06 (2012)e1	Plastic	< 100 scrubs	100 – 400 scrubs	> 400 scrubs
Burnish – 20 cycle	ASTM D6736-08 (2013)	Plastic	Change in gloss > 20	Change in gloss between 10 – 20	Change in gloss < 10
Washability	ASTM D4828-94 (2012)e1	Plastic	Avg. score < 3	Avg. score between 3 – 7	Avg. score > 7

Each *Pure Performance* product was subjected to these tests and the corresponding quality levels and coating quantities were calculated for each (Table 4). Following the PCR, for any coating that can accept colorant, it was assumed that the full allowable amount of colorant is added to the paint either at the point of sale or application site. The tint/colorant inventory was taken from the GaBi carbon black pigment data (furnace black; deep black pigment – Revised 11/30/2014) in the appropriate quantity specified for the type of coating base for the respective *Pure Performance* product. The amount of colorant needed for each formula is shown in Table 4, and its impact is included in the overall LCA results.

Allocation:

In the LCA model, the only allocation used was a mass-based allocation during the manufacturing process, to assign PPG manufacturing plant inputs and outputs across multiple products produced at the same plant.



Table 4 - Coating lifetimes and quantities needed to satisfy functional unit

EPD Product Name	PPG PAINTS PURE PERFORMANCE INTERIOR LATEX FLAT WHITE/PASTEL BASE (9-110XI)	PPG PAINTS PURE PERFORMANCE INTERIOR LATEX FLAT-MIDTONE BASE (9-120)	PPG PAINTS PURE PERFORMANCE INTERIOR LATEX FLAT-ULTRA DEEP BASE (9-140)	PPG PAINTS PURE PERFORMANCE INTERIOR LATEX EGGSHELL WHITE/PASTEL BASE (9-310XI)	PPG PAINTS PURE PERFORMANCE INTERIOR LATEX EGGSHELL-MIDTONE BASE (9-320)	PPG PAINTS PURE PERFORMANCE INTERIOR LATEX EGGSHELL-ULTRA DEEP BASE (9-340)	PPG PAINTS PURE PERFORMANCE INTERIOR LATEX SEMI-GLOSS WHITE/PASTEL BASE (9-510XI)	PPG PAINTS PURE PERFORMANCE INTERIOR LATEX SEMI-GLOSS-MIDTONE BASE (9-520)	PPG PAINTS PURE PERFORMANCE INTERIOR LATEX SEMI-GLOSS-ULTRA DEEP BASE (9-540)	PPG PAINTS PURE PERFORMANCE INTERIOR LATEX PRIMER-WHITE (9-900)
Quality level	Low	Mid	Mid	Mid	Mid	Mid	Mid	Mid	Mid	Low
Technical lifetime (years)	3	7	7	7	7	7	7	7	7	NA
Market lifetime (years)	5	5	5	5	5	5	5	5	5	5
Technical lifetime quantity (kg)	8.64	3.59	3.57	3.54	3.63	3.50	3.40	3.78	2.90	NA
Market lifetime quantity (kg)	5.18	5.39	5.36	5.31	5.44	5.24	5.10	5.67	4.35	5.33
Colorant - Technical lifetime (g)	310	479	587	136	495	567	132	550	500	NA
Colorant - Market lifetime (g)	186	718	880	204	742	851	198	824	751	283

System Boundary:

Because this is a cradle-to-grave LCA as required by the PCR, the system boundary includes all life cycle stages as defined by ISO 21930, from raw material extraction and processing, coating manufacture, application and end-of-life treatment, with transportation included in all stages. The system process flow diagram is shown in Figure 2. Items shown outside the system boundary in Figure 2 were excluded from the assessment in accordance with the PCR.

Criteria for the inclusion of inputs and outputs:

All components of the coating formulations which comprised more than 0.1% of the manufactured product were included in the study. The models were constructed to meet the minimum of 95% of the total mass, energy, and environmental relevance of the system, except for items excluded from the study as specified in the PCR.

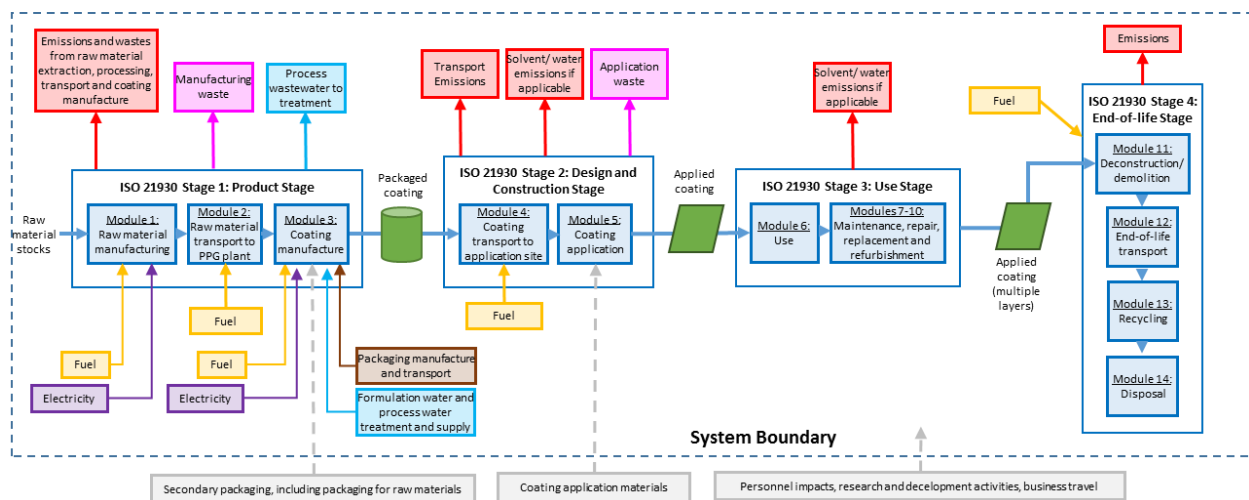


Figure 2 - Process flow diagram and system boundary for this EPD



Life Cycle Impact Assessment Methodology:

The Life Cycle Impact Assessment (LCIA) step of the analysis groups emissions and resource consumption into categories by known environmental impacts to which they contribute, and applies characterization factors to calculate the relative importance of each substance in a category. The U.S.-based TRACI 2.1 (Bare 2011) method was used to calculate the impacts in the following impact categories, in accordance with the PCR:

- Climate change or global warming potential (GWP 100 years) [kg CO₂-eq.]: Biomass carbon uptake and its re-release of CO₂ and CH₄ were reported separately based on the biogenic carbon content of the products.
- Acidification potential of land and water sources (AP) [kg SO₂-eq]:
- Photochemical ozone creation potential (POCP, or “Smog Formation”) [kg O₃ eq.]
- Eutrophication potential (EP) [kg N eq.]
- Stratospheric ozone depletion potential (ODP) [kg CFC-11 eq.]

Additional life cycle inventory results reported in accordance with the PCR are the following:

- Depletion of non-renewable energy resources [MJ]
- Depletion of non-renewable material resources [kg]
- Use of renewable primary energy [MJ] - defined as renewable non-fossil energy sources: wind, solar, geothermal, wave, tidal, hydropower, biomass, landfill gas, sewage treatment plant gas and biogases.
- Use of renewable material resources [kg] - defined as materials that can be readily replaced by natural means on a level equal to their consumption.
- Consumption of freshwater [m³] – limited to the net value between uptake and re-release, accounting only for evaporation and other forms of water displacement.
- Hazardous waste [kg] – as defined by RCRA under 40 CFR 261.33
- Non-hazardous waste [kg]

Key Environmental Parameters:

The LCIA results from the TRACI method for each product are shown in Table 5. Average results for all products included in this EPD are documented and grouped separately into the different life cycle stages from ISO 21930 (as shown in Figure 2) and are shown graphically in Figure 3.

Material and Energy resources, Emissions and Wastes:

Additional Life Cycle Inventory Results

The additional inventory results required by the PCR for each product are shown in Table 6. As with the TRACI LCIA results, average results for all products included in this EPD are documented and grouped separately into the different life cycle stages and are also shown graphically in Figure 3.

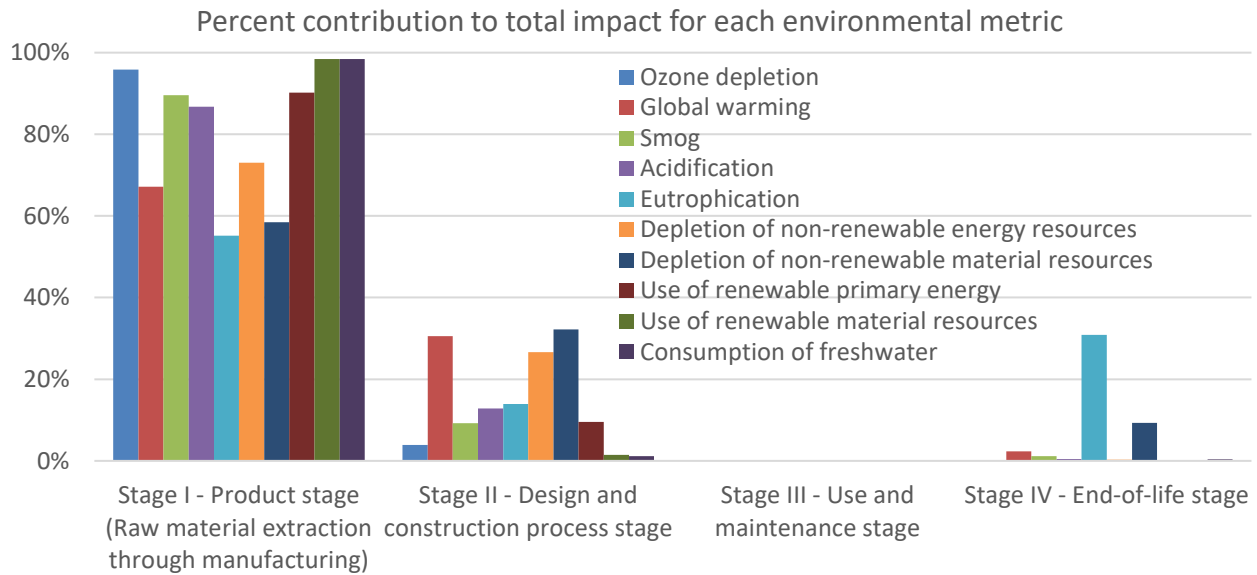


Figure 3 - Graphical impacts for the average Pure Performance product showing % contribution by life cycle stage
 Results for individual products are not expected to differ substantially from the results shown above

Table 5 - LCIA results (TRACI impact categories)

Impact category	Formulations									
	PPG PAINTS PURE PERFORMANCE INTERIOR LATEX FLAT WHITE/PASTEL BASE (9-110XI)	PPG PAINTS PURE PERFORMANCE INTERIOR LATEX FLAT-MIDTONE BASE (9-120)	PPG PAINTS PURE PERFORMANCE INTERIOR LATEX FLAT-ULTRA DEEP BASE (9-140)	PPG PAINTS PURE PERFORMANCE INTERIOR LATEX EGGSHELL WHITE/PASTEL BASE (9-310XI)	PPG PAINTS PURE PERFORMANCE INTERIOR LATEX EGGSHELL-MIDTONE BASE (9-320)	PPG PAINTS PURE PERFORMANCE INTERIOR LATEX EGGSHELL-ULTRA DEEP BASE (9-340)	PPG PAINTS PURE PERFORMANCE INTERIOR LATEX SEMI-GLOSS WHITE/PASTEL BASE (9-510XI)	PPG PAINTS PURE PERFORMANCE INTERIOR LATEX SEMI-GLOSS-MIDTONE BASE (9-520)	PPG PAINTS PURE PERFORMANCE INTERIOR LATEX SEMI-GLOSS-ULTRA DEEP BASE (9-540)	PPG PAINTS PURE PERFORMANCE INTERIOR LATEX PRIMER-WHITE (9-900)
Life cycle impact assessment results for technical life scenario										
Ozone depletion (mg CFC-11 eq)	20.25	0.73	0.56	0.74	0.76	0.56	4.04	0.84	4.40	NA
Global warming ()										
Without biogenic carbon	23.82	11.15	10.10	8.96	11.56	10.03	10.73	13.29	10.85	NA
With biogenic carbon	25.06	11.63	10.50	9.40	12.05	10.44	11.23	13.81	11.16	NA
Smog (kg O3 eq)	1.19	0.39	0.27	0.43	0.41	0.28	0.52	0.47	0.34	NA
Acidification (kg SO2 eq)	0.13	0.04	0.03	0.04	0.05	0.03	0.06	0.05	0.04	NA
Eutrophication (kg N eq)	0.12	0.04	0.03	0.04	0.04	0.03	0.05	0.05	0.03	NA
Life cycle impact assessment results for market life scenario										
Ozone depletion (mg CFC-11 eq)	12.15	1.10	0.83	1.11	1.14	0.84	6.06	1.26	6.60	0.89
Global warming ()										
Without biogenic carbon	14.29	16.72	15.15	13.44	17.35	15.05	16.10	19.94	16.27	13.56
With biogenic carbon	15.04	17.44	15.75	14.11	18.07	15.66	16.85	20.71	16.74	14.16
Smog (kg O3 eq)	0.72	0.59	0.41	0.65	0.61	0.42	0.79	0.71	0.51	0.62
Acidification (kg SO2 eq)	0.08	0.07	0.05	0.07	0.07	0.05	0.08	0.08	0.05	0.06
Eutrophication (kg N eq)	0.07	0.06	0.05	0.06	0.06	0.05	0.07	0.07	0.04	0.06



Table 6 - Additional life cycle inventory results

Impact category	Formulations									
	PPG PAINTS PURE PERFORMANCE INTERIOR LATEX FLAT WHITE/PASTEL BASE (9-110XI)	PPG PAINTS PURE PERFORMANCE INTERIOR LATEX FLAT-MIDTONE BASE (9-120)	PPG PAINTS PURE PERFORMANCE INTERIOR LATEX FLAT-ULTRA DEEP BASE (9-140)	PPG PAINTS PURE PERFORMANCE INTERIOR LATEX EGGSHELL WHITE/PASTEL BASE (9-310XI)	PPG PAINTS PURE PERFORMANCE INTERIOR LATEX EGGSHELL-MIDTONE BASE (9-320)	PPG PAINTS PURE PERFORMANCE INTERIOR LATEX EGGSHELL-ULTRA DEEP BASE (9-340)	PPG PAINTS PURE PERFORMANCE INTERIOR LATEX SEMI-GLOSS WHITE/PASTEL BASE (9-510XI)	PPG PAINTS PURE PERFORMANCE INTERIOR LATEX SEMI-GLOSS-MIDTONE BASE (9-520)	PPG PAINTS PURE PERFORMANCE INTERIOR LATEX SEMI-GLOSS-ULTRA DEEP BASE (9-540)	PPG PAINTS PURE PERFORMANCE INTERIOR LATEX PRIMER-WHITE (9-900)
Additional environmental metrics results for technical life scenario (See note 1)										
Depletion of non-renewable energy resources (MJ)	369.9	174.0	167.2	146.9	182.9	167.0	171.2	210.4	183.4	NA
Fossil	350.9	167.2	161.6	139.2	175.8	161.4	162.5	202.1	176.2	NA
Nuclear	18.9	6.7	5.6	7.7	7.0	5.6	8.7	8.3	7.2	NA
Depletion of non-renewable material resources (kg)	15.64	6.70	5.70	5.37	6.64	5.61	5.97	6.94	4.54	NA
Use of renewable primary energy (MJ)	19.61	7.15	6.09	6.77	7.47	5.38	7.62	8.03	4.04	NA
Bio-based	11.37	3.77	3.35	3.75	3.95	2.65	3.86	4.02	1.46	NA
Wind/Solar/Geothermal	1.61	1.00	1.01	0.61	1.05	0.98	0.73	1.17	0.88	NA
Water	6.63	2.38	1.74	2.41	2.47	1.75	3.02	2.84	1.70	NA
Use of renewable material resources (g)	1.80	0.78	0.93	0.66	0.76	0.73	0.47	1.01	0.47	NA
Consumption of freshwater (m3)	0.54	0.18	0.15	0.19	0.19	0.14	0.22	0.21	0.09	NA
Hazardous waste (%)	0.0%	0.0%	0.0%	0.0%	0.0%	0.0%	0.0%	0.0%	0.0%	NA
Non-hazardous waste (%)	100.0%	100.0%	100.0%	100.0%	100.0%	100.0%	100.0%	100.0%	100.0%	NA
Additional environmental metrics results for market life scenario (See note 1)										
Depletion of non-renewable energy resources (MJ)	221.9	261.0	250.9	220.3	274.4	250.6	256.8	315.7	275.1	359.7
Fossil	210.6	250.8	242.4	208.9	263.8	242.1	243.8	303.2	264.3	341.3
Nuclear	11.4	10.1	8.4	11.5	10.6	8.5	13.0	12.4	10.8	18.4
Depletion of non-renewable material resources (kg)	9.39	10.05	8.55	8.06	9.96	8.42	8.96	10.40	6.80	13.12
Use of renewable primary energy (MJ)	11.76	10.72	9.13	10.16	11.20	8.07	11.43	12.05	6.06	11.83
Bio-based	6.82	5.66	5.02	5.62	5.92	3.97	5.80	6.02	2.19	5.42
Wind/Solar/Geothermal	0.97	1.50	1.51	0.92	1.57	1.48	1.10	1.76	1.32	1.44
Water	3.98	3.56	2.60	3.62	3.71	2.62	4.53	4.27	2.55	4.97
Use of renewable material resources (g)	1.08	1.17	1.39	0.99	1.14	1.10	0.71	1.51	0.71	0.63
Consumption of freshwater (m3)	0.32	0.27	0.23	0.28	0.29	0.21	0.33	0.32	0.14	0.27
Hazardous waste (%)	0.0%	0.0%	0.0%	0.0%	0.0%	0.0%	0.0%	0.0%	0.0%	0.0%
Non-hazardous waste (%)	100.0%	100.0%	100.0%	100.0%	100.0%	100.0%	100.0%	100.0%	100.0%	100.0%

Note 1: The LCA did not explicitly include measurable amounts of secondary fuels or secondary/recycled materials.



Emissions to Water, Soil, and to Indoor Air:

Because coatings are a passive product during use, the only impacts occurring during this phase are generally due to the off-gassing of material components in the paint. *Pure Performance* base products are considered no-VOC per US EPA Method 24 and are GREENGUARD certified. However, colorants added to the base paints may increase the VOC level significantly depending on color choice. PPG offers a low VOC line of colorants which, if used even at maximum tint load in any color, contributes less than 8 g/L of VOC to the final tinted product.

LCA Interpretation

The LCA results show that the raw materials (Stage I, Module 1) tend to contribute highly to the impact of many indicators. This high contribution of raw materials to the impact indicators is not unexpected. As paints are primarily mixtures of pre-processed ingredients, much of the expenditure of energy, raw materials, processing, waste processing, etc. in bringing the product to existence has occurred prior to the entry of the raw materials onto the PPG production site. The majority of the impact of the raw materials comes from the titanium dioxide and the binder. This is typical for coatings products since these two raw materials are often present in high proportions and have a relatively high processing energy demand. The use phase contributes no impacts because maintenance repainting is calculated as a multiple of the initial impacts for the raw materials, manufacturing, transport and application (Stages I and II) of each product.

Additional Environmental Information:

Environmental Certifications

Pure Performance coatings meet the most stringent VOC regulations nationwide, are GREENGUARD® certified and GREENGUARD Gold certified. The specific GREENGUARD certificates are available online at www.greenguard.org.



Preferred End-of Life Options:

Please visit www.paintcare.org for information about disposing unused latex paint. If possible, unused paint should be taken to an appropriate recycling/take-back center or disposed of in accordance with local environmental regulatory agency guidance.

Data Quality Assessment:

To assess the input quality of the specific product data used in the LCA modeling, the pedigree matrix developed by Weidema and Wesnaes (1996) was used. The pedigree matrix rates data on a scale of 1 to 5 (1-poor, 2-fair, 3-good, 4-very good, 5-excellent) for each of 5 rating criteria: reliability of source, completeness, temporal correlation, geographical correlation, and technological correlation. Primary data for the year 2015 was obtained from PPG environmental reporting systems dealing with manufacturing plant operations. When primary data was for processes not directly under PPG's control, data was taken from the ecoinvent v3.1 database. ecoinvent is widely accepted by the LCA community. The regional U.S. electric power grid generation mix for each plant was used in the LCA model according to the percentage of product made at that plant. The primary data is considered to be of excellent quality and ecoinvent very good. Because the transportation, application and disposal stages contained several assumptions specified in the PCR, these stages received a minimum score of good. Considering that the majority of



environmental impact is in the stages for which the data was of higher quality, the overall data quality rating was assessed as Very Good.

References:

ASTM International, West Conshohocken, PA, 2014, www.astm.org.

American Coating Association Product Category Rule for Architectural Coatings. Available at http://standards.nsf.org/apps/group_public/download.php/28098/ACA%20PCR%20%2006-17-15%20-%20Final.pdf. Published June, 2015.

Bare, J., TRACI 2.0: the tool for the reduction and assessment of chemical and other environmental impacts 2.0. *Clean Technologies and Environmental Policy*, 2011, Vol 13/5, p. 687.

EPA VOC Calculation Rules. <http://www3.epa.gov/ttn/atw/183e/aim/fr1191.pdf>

ISO 14025:2006 *Environmental labels and declarations – Type III environmental declarations – Principles and procedures*.

ISO 14040:2006 *Environmental management - Life cycle assessment – Principles and framework*.

ISO 14044:2006 *Environmental management - Life cycle assessment – Requirements and guidelines*.

ISO 21930:2007 *Sustainability in building construction – Environmental declaration of building products*.

thinkstep. GaBi database carbon black pigment process. 2014

Weidema, B.P., M.S. Wesnaes, Data quality management for life cycle inventories – an example of using data quality indicators. *Journal of Cleaner Production*, 1996, Vol 4, p. 167.

Glossary:

Acronyms & Abbreviated Terms:

- ACA: American Coating Association
- ASTM: A standards development organization that serves as an open forum for the development of international standards. ASTM methods are industry-recognized and approved test methodologies for demonstrating the durability of an architectural coating in the United States.
- ecoinvent: a life cycle database that contains international industrial life cycle inventory data on energy supply, resource extraction, material supply, chemicals, metals, agriculture, waste management services, and transport services.
- EPA WARM model: United States Environmental Protection Agency Waste Reduction Model.
- EPD: Environmental Product Declaration. EPDs are forms of as Type III environmental declarations under ISO 14025. They are the summary document of data collected in the LCA as specified by a relevant PCR. EPDs can enable comparison between products if the underlying studies and assumptions are similar.
- GaBi: Created by PE INTERNATIONAL GaBi Databases are LCA databases that contain ready-to-use Life Cycle Inventory profiles.
- LCA: Life Cycle Assessment or Analysis. A technique to assess environmental impacts associated with all the stages of a product's life from cradle to grave (i.e., from raw material extraction through materials processing, manufacture, distribution, use, repair and maintenance, and disposal or recycling).
- NCCS: NSF International's National Center for Sustainability Standards
- PCR: Product Category Rule. A PCR defines the rules and requirements for creating EPDs of a certain product category.
- TRACI: Tool for the Reduction and Assessment of Chemical and Other Environmental Impacts.
- VOC: Volatile organic compounds



Terminology from the PCR:

- Architectural coating: a coating recommended for field application to stationary structures or their appurtenances at the site of installation, to portable buildings, to pavements, or to curbs. For purposes of the PCR an 'architectural coating' does not include adhesives and coatings for shop applications or original equipment manufacturing, nor does it include coatings solely for application to non-stationary structures, such as airplanes, ships, boats, and railcars. Please see the product category requirements in Section 1.1 of the PCR. General architectural coatings are decorative or protective paints or coatings formulated for interior or exterior architectural substrates including, but not limited to: drywall, stucco, wood, metal, concrete, and masonry. Primers, sealers and undercoaters are coatings formulated for one or more of the following purposes: to provide a firm bond between the substrate and the subsequent coatings; to prevent subsequent coatings from being absorbed by the substrate; or to prevent harm to subsequent coatings by materials in the substrate; or to provide a smooth surface for the subsequent application of coatings; or to provide a clear finish coat to seal the substrate; or to prevent materials from penetrating into or leaching out of a substrate. Interior architectural coatings are defined as coatings that meet the product category requirements in section 1.1 of the PCR and that are applied to substrates that primarily reside in interior.
- Biologic growth or bio deterioration: any undesirable change in material properties brought about by the activities of microorganisms.
- Blistering: the formation of dome shaped hollow projections in paints or varnish films resulting from the local loss of adhesion and lifting of the film from the surface or coating.
- Burnish resistance: the resistance of a coating to an increase in gloss or sheen due to polishing or rubbing.
- Design life: The estimated lifetime of a coating based solely on its hiding and performance characteristics determined by results in certain ASTM durability tests.
- Durability: the degree to which coatings can withstand the destructive effect of the conditions to which they are subjected and how long they retain an acceptable appearance and continue to protect the substrate.
- Erosion: the wearing away of the top coating of a painted surface e.g., by chalking, or by the abrasive action of windborne particles of grit, which may result in exposure of the underlying surface. The degree of resistance is dependent on the amount of coating retained.
- Flaking/Peeling: the phenomenon manifested in paint films by the actual detachment of pieces of the film itself either from its substrate or from paint previously applied. Peeling can be considered as an aggravated form of flaking. It is frequently due to the collection of moisture beneath the film.
- Gloss: a value of specular reflection which is often used to categorize certain types of paints.
- Intermediate processing: the conversion of raw materials to intermediates (e.g. titanium dioxide ore into titanium dioxide pigment, etc.).
- Market-based life: The estimated lifetime of a coating based off the actual use pattern of the product type. In this instance, a repaint may occur before the coating fails.
- Pigment: the material(s) that give a coating its color.
- Primary materials: resources extracted from nature. Examples include titanium dioxide ore, crude oil, etc. that are used to create basic materials used in the production of architectural coatings (e.g., titanium dioxide).
- Resin/Binder: acts as the glue or adhesive to adhere the coating to the substrate.
- Scrubbability or scrub resistance: the ability of a coating to resist being worn away or to maintain its original appearance when rubbed repetitively with an abrasive material.
- Secondary materials: recovered, reclaimed, or recycled content that is used to create basic materials to be used in the production of architectural coatings.
- Washability: the ease with which the dirt can be removed from a paint surface by washing; also refers to the ability of the coating to withstand washing without removal or substantial damage.

Pure Performance and The Voice of Color are registered trademarks of PPG Architectural Finishes, Inc. and PPG Paints and the PPG Paints logo and design are trademarks of PPG Industries Ohio, Inc.